

Local Dual Credit Exams

Accessing Exams for Computer Literacy and Apps

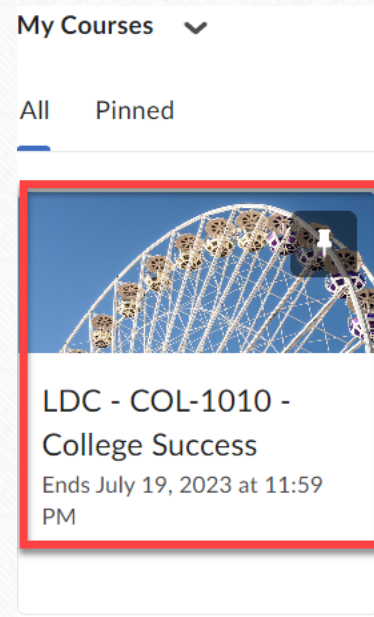
Logging Into eLearn

- Go to <https://elearn.jsc.edu/d2l/local>
- Username: FirstName.LastName
- Password: 8 digit birthdate (mmddyyyy)

- Need assistance? Call Distance Education at 731-425-2623

Accessing LDC Course

- Click on the course icon under “My Courses.”



Accessing the Exam

- Click on Testing in the navbar of the course.





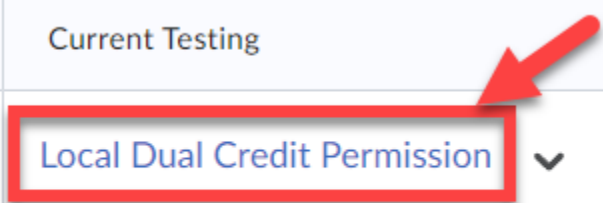
Course Home Content Discussions Dropbox Testing Grades Calendar Classlist Attendance More ▾

The image shows a horizontal navigation bar with a white background and a blue bar below it. The navigation bar contains several menu items: 'Course Home', 'Content', 'Discussions', 'Dropbox', 'Testing', 'Grades', 'Calendar', 'Classlist', 'Attendance', and 'More ▾'. The 'Testing' item is highlighted with a red rectangular box, and a red arrow points to it from the left. The background of the navigation bar features a faint image of a Ferris wheel.

First Steps of Taking Exam

- First, take the permission exam. Click the link to the permission exam and select Start Quiz at the bottom.
 - Students have to select “Yes” to the question on the permission exam before JSCC can release their grade back to their high school.

<input type="checkbox"/>	Current Testing
<input type="checkbox"/>	Local Dual Credit Permission  
	Due on May 10, 2023 11:59 PM



Access Cengage

- Go to Content and select CITC 1308 – SAM Challenge

The screenshot displays a course management system interface. At the top, a navigation bar includes links for 'Course Home', 'Content', 'Discussions', 'Dropbox', 'Testing', 'Grades', and 'Cal'. The 'Content' link is highlighted with a red box and a red arrow pointing to it. Below the navigation bar is a search box labeled 'Search Topics' with a magnifying glass icon. To the left of the main content area is a sidebar menu with the following items: 'Bookmarks', 'Course Schedule', 'Table of Contents' (with a '1' in a circle), and 'Challenge Exam' (with a '1' in a circle). The 'Challenge Exam' item is highlighted with a blue background. In the main content area, the title 'Challenge Exam' is displayed. Below the title is a progress bar showing '0 % 0 of'. A dropdown menu is open, showing the option 'CITC-1308 - SAM Challenge' with a downward arrow, which is highlighted with a red box and a red arrow. Below this option is the text 'External Learning Tool'.

Create a Cengage Account

- **First time SAM User?**

- Click “New User” or login with your Cengage credentials and follow the on-screen prompts to create your account.
 - You cannot use an existing account tied to your HS email. You will need to register a new account.

- **Set Up Your Profile**

- Set up your SAM User Account.
- NOTE: You cannot change your username once you create it.
- Click “Create Account.”

Take the Practice Exam

- Click on SAM Assignments and then on Start Here – Exam Tutorial

The screenshot shows a user interface for managing assignments. At the top, there is a navigation bar with tabs: Home, Users, Sections, SAM Assignments (highlighted with a red box), and Results. Below this, there are buttons for Assignments, Exams, Training, Projects, and Express Creation. A search bar is present with the text 'Search' and a close icon. Below the search bar, there is a dropdown menu showing 'CITC-1308 - SAM Challenge...' and several checked checkboxes: Exams, Training, Projects, SAM Paths, Readings, and Always Available. The main content area is a table with the following columns: Assignment Name(2), Content Version, Type, Section, Available, Due Date, and Actions. The table contains two rows:

Assignment Name(2)	Content Version	Type	Section	Available	Due Date	Actions
1 Start Here - Exam Tutorial (NEW)	OFFICE 2019	Training	CITC-1308 - SAM Challenge (August 14 2023)	07/12/2023	12/09/2023	[Edit] [Print] [Share] [User] [Close] [Refresh]
Dual Credit Final Exam Fall 2023 (CITC 1308)	OFFICE 2019	Exam	CITC-1308 - SAM Challenge (August 14 2023)	07/12/2023	12/09/2023 11:59 PM	[Edit] [Print] [Share] [User] [Close] [Refresh]

Take the Challenge Exam

- Click on SAM Assignments and then on Dual Credit Final Exam

The screenshot shows a navigation menu with 'SAM Assignments' highlighted. Below the menu, there are tabs for 'Assignments', 'Exams', 'Training', 'Projects', and 'Express Creation'. A search bar is present. A dropdown menu shows 'CITC-1308 - SAM Challenge...'. Below this, there are checkboxes for 'Exams', 'Training', 'Projects', 'SAM Paths', 'Readings', and 'Always Available'. A table lists assignments with columns for 'Assignment Name(2)', 'Content Version', 'Type', 'Section', 'Available', 'Due Date', and 'Actions'. The 'Dual Credit Final Exam Fall 2023 (CITC 1308)' assignment is highlighted with a red box and an arrow.

Assignment Name(2)	Content Version	Type	Section	Available	Due Date	Actions
1 Start Here - Exam Tutorial (NEW)	OFFICE 2019	Training	CITC-1308 - SAM Challenge (August 14 2023)	07/12/2023	12/09/2023	
Dual Credit Final Exam Fall 2023 (CITC 1308)	OFFICE 2019	Exam	CITC-1308 - SAM Challenge (August 14 2023)	07/12/2023	12/09/2023 11:59 PM	